





Performance Measures			Baseline Data (if available)			CY 2014 Targets	CY 2014 Accomplishment	Rating	
Description	Formula	Weight	Data Provider <i>if applicable</i>	2011	2012				2013
<i>GAS – Organizational Effectiveness & Financial Viability</i>									
Automation of Accounting System	Actual Accomplishment	5%		-	-	-	Fully Automated Accounting System	Quickbooks Pro 2014 was installed/implemented	5.00%
Net Income After Tax	Absolute Amount	5%		P5.74 Million	P8.92 Million	P11.49 Million	P11.59 Million	P12.57 Million	5.00%
Subtotal of Weights:		10%							10.00%
TOTAL OF WEIGHTS:		100%							93.75%


Certified Correct:


BLESILDA R. MACALALAD
 Head of Finance and Admin
 Unit

2/20/15
 Date

Approved by 
ROY C. OSCILLADA
 President

2/20/15
 Date


CRISPINO T. AGUELO
 Chairperson, Board of Directors

2/20/15
 Date

MASAGANANG SAKAHAN, INC.
A LandBank Subsidiary

Description	Formula	Weight	Rating/Score	Baseline Data (2013)	2014								
					1 st Quarter		2 nd Quarter		Full Year Target	3 rd Quarter		4 th Quarter	
					Target	Actual	Target	Actual		Target	Actual	Target	Actual
MFO 1 : Agribusiness Facilities and Value-Adding Processes													
Quantity 1 Utilization Rate of Post Harvest Drying Facilities (solar dryer)	(Total No. of Bags Dried per Year/ Total Drying Capacity X 4 Drying Months Per Year) X 100	35%	(Actual/Target) X Weight (but not to exceed the weight)	91% (40,731)	18% (8,844)	4% 2,160	23% 11,300	62% 30,199*	100% (49,132)	4% (1,965)	18% 8,790	55% (27,023)	16% (7,983)
Timeliness 1 Delivery Lead Time	Average No. of Days from milling to actual delivery of rice	10%	Weight – (((Actual-Target)/Target) X Weight) (but not to exceed the weight)	Thirteen (13) days	Not more than 12 days	Twelve (12) days	Not more than 12 days	Twelve (12) days	Not more than 12 days	Not more than 12 days	Twelve (12) days	Not more than 12 days	Not more than 12 days
Subtotal of Weights:		45%											
MFO 2 : Market Linkaging Services													
Quantity 1 Total No. of Cooperative Beneficiaries of Market Linkaging	No. of Cooperatives	15%	(Actual/Target) X Weight (but not to exceed the weight)	45	20	23	20	11*	60	10	0	10	1
Quantity 2 Corporate Markets Serviced per Year	No. of Non-LandBank Clients Service	15%	(Actual/Target) X Weight (but not to exceed the weight)	39	12	8	13	5	50	12	20	13	17
Financial Total Amount of Procurement	Total Amount of Palay Procured + Total Amount of Milled Rice Procured	15%	(Actual/Target) X Weight (but not to exceed the weight)	P172.57	P30.00 Million	P33.10 Million	P75.00 Million	P101.27 Million*	P200.00 Million	P40.00 Million	P33.39 Million	P55.00 Million	P71.18 Million
Subtotal of Weights:		45%											

***Adjusted Figures**

